



ASBK RESULTS

AUSTRALIAN SUPERSPORT 300 CHAMPIONSHIP

Date: 29/02/20
 Event: R05
 Weather: Mostly cloudy - Temp: 18.5C
 Track: Dry - Temp: 23.5C

Race 1

Started at: 11:46:42
 Laps: 8
 Starters: 42
 Printed at: 12:23

PROVISIONAL CLASSIFICATION

Pos	No	Name	Machine	Laps	Race Time	Behind Leader	Behind Prev	Fastest Lap	On Lap	Top Speed
1	43	Harry KHOURI (NSW) / Addicted To Track / NSW Helicopter / Excite M-sports / Motonational Access.	Kawasaki Ninja	8	14:33.551			1:47.317	8	197
2	72	Ben BAKER (NSW) / WNR / SCK / Utech /Peregrine1 / Designd / West /Shoei / Yamaha Aust.	Yamaha YZF-R3	8	14:33.892	.341	.341	1:47.345	8	198
3	25	Luke JHONSTON (VIC) / Proworx / The Bike Vault Castlemaine / Motul / AGV Helmets / RK Chains	Kawasaki Ninja	8	14:33.900	.349	.008	1:47.182	8	203
4	68	Luke POWER (VIC) / Proworx / Blayney M-cycles / Well Sprung Susp. / Penrite Oils / Bridgestone	Kawasaki Ninja	8	14:38.022	4.471	4.122	1:47.850	7	206
5	121	Reece OUGHTRED (VIC) / Dynoverks / CarlCoxMotorsport / De Menna Cranes / Chandler	Yamaha YZF-R3	8	14:38.114	4.563	.092	1:48.370	4	202
6	11	Brandon DEMMERY (NSW) / Ian Irving / Gorilla Energy / Rev Heads / Yamaha / YRD	Yamaha YZF-R3	8	14:38.195	4.644	.081	1:47.832	4	201
7	69	Archie McDONALD (NSW) / GTR Motostars Team / RS+C / Motostars / Doctor Mak / YRD / Motul / Pirelli	Yamaha YZF-R3	8	14:38.276	4.725	.081	1:48.086	8	196
8	99	Jacob HATCH (NSW) / Motocity / Jekyl & Hyde / PTT Lubricants	Yamaha YZF-R3	8	14:38.306	4.755	.030	1:48.387	4	198
9	36	Angus GRENFELL (VIC) / ABU Engineering / Peek Visual	Yamaha YZF-R3	8	14:38.778	5.227	.472	1:47.797	5	200
10	47	Zylas BUNTING (NSW) / Proworx / Blayney M-cycles / Well Sprung Susp. / Penrite Oils / WRP Bridgestone	Kawasaki Ninja	8	14:39.308	5.757	.530	1:47.960	5	201
11	97	Peter NERLICH (VIC) / TCN Racing	Kawasaki Ninja	8	14:46.966	13.415	7.658	1:49.167	4	200
12	78	Caleb GILMORE (NZ) / Metcher M-sport / Valid Technologies / Ezprint / Platinum M-cycles	Yamaha YZF-R3	8	14:47.134	13.583	.168	1:49.073	3	198
13	127	Filippo ROVELLI (ITA) / @parkingo / BC performance	Kawasaki Ninja	8	14:47.168	13.617	.034	1:49.071	2	203
14	42	Kyle O'CONNELL (QLD) / Gorilla Beverages / Surefire Security Group / Yamaha / YRD	Yamaha YZF-R3	8	14:57.525	23.974	10.357	1:49.802	3	197
15	407	Jake SENIOR (VIC) / Proworx / Blayney M-cycles / Well Sprung Susp. / Penrite Oils / Bridgestone	Kawasaki Ninja	8	14:57.855	24.304	.330	1:50.454	2	201
16	333	Yannis SHAW (NSW) / WRP Bridgestone / Select Fresh Providores / Andrews Meat Industries	Kawasaki Ninja	8	14:58.479	24.928	.624	1:50.354	2	197
17	95	Matthew RINDEL (VIC) / Mick Hone M-cycles / Suspensions 'R Us / Woodcraft / Retroooms / Aeros	Yamaha YZF-R3	8	14:58.554	25.003	.075	1:50.625	2	201
18	29	Ryan SMITH (NSW) / DK Heavy Plant Serv. / Elite Air & Electrical / KYT Helmets / Port Tune Perform.	Yamaha YZF-R3	8	15:01.187	27.636	2.633	1:51.014	8	197
19	49	Jake FARNSWORTH (NSW) / Worth Race Developments / Hi-tec Oils / Kingsdene Automotive / Brisk	Yamaha YZF-R3	8	15:01.199	27.648	.012	1:50.860	8	196
20	21	Luca DURNING (NZ) / Addicted To Track Racing	Yamaha YZF-R3	8	15:17.157	43.606	15.958	1:52.910	8	193
21	110	Zak PETTENDY (NSW) / bikesales.com.au	Yamaha YZF-R3	8	15:17.162	43.611	.005	1:52.657	5	196
22	30	Stephany KAPILAWI-JAMES (QLD) / Big Knobs Crash Sliders / Stitch Smith / Caloundra Sticker Man / Bridgestone	Yamaha YZF-R3	8	15:17.245	43.694	.083	1:52.784	8	202
23	37	Patrick BOGNAR (VIC) / Dynoverks / Sign Pro / Ricondi / OMC	Yamaha YZF-R3	8	15:17.318	43.767	.073	1:53.028	4	196
24	55	Zachary JOHNSON (VIC)	Yamaha YZF-R3	8	15:17.440	43.889	.122	1:53.038	4	192
25	66	Mitchell SIMPSON (SA) / Simpson Crash / Simpson Signs	Yamaha YZF-R3	8	15:17.517	43.966	.077	1:52.497	7	198
26	59	Tom DRANE (NSW)	Yamaha YZF-R3	8	15:17.584	44.033	.067	1:52.717	4	196


Scott Laing
 Chief Timekeeper - Scott Laing

Tom Williams
 Clerk of Course - Tom Williams



COMPUTIME RACE TIMING SYSTEMS PTY LTD
www.computime.com.au

E-mail: scott@computime.com.au / Ph: 0418 17 13 17





ASBK RESULTS

AUSTRALIAN SUPERSPORT 300 CHAMPIONSHIP

Date: 29/02/20
 Event: R05
 Weather: Mostly cloudy - Temp: 18.5C
 Track: Dry - Temp: 23.5C

Race 1

Started at: 11:46:42
 Laps: 8
 Starters: 42
 Printed at: 12:23


PROVISIONAL CLASSIFICATION

Pos	No	Name	Machine	Laps	Race Time	Behind Leader	Behind Prev	Fastest Lap	On Lap	Top Speed
27	56	Jesse WOODS (TAS) / Bridgestone / Spectrum Paints / SPLAT / Dolby Pacific / Renton Racing	Yamaha YZF-R3	8	15:18.535	44.984	.951	1:52.981	6	197
28	45	Jamie PORT (VIC) / Yamaha / AGV / Pirelli / Motul / Ricondi / Verafire	Yamaha YZF-R3	8	15:24.300	50.749	5.765	1:53.119	6	191
29	17	Olly SHORT (VIC) / MCA / Doyle & Shields / Racelines Raceglass / PTR	Yamaha YZF-R3	8	15:24.473	50.922	.173	1:53.143	4	193
30	28	Tayla RELPH (QLD) / JC M-sports / Earmold Aust. / SpeedAngle Aust. / GB Racing / Dolby Pacific Clothing	Yamaha YZF-R3	8	15:24.927	51.376	.454	1:53.892	7	195
31	22	Keegan PICKERING (NSW) / Jekyl + Hyde / Sport Savvy Aust. / Earmold Aust. / Kompress Co	Yamaha YZF-R3	8	15:26.498	52.947	1.571	1:53.633	4	189
32	131	Adam COX (QLD) / 131202 Racing	KTM RC	8	15:37.960	1:04.409	11.462	1:54.338	4	196
33	13	Jordy SIMPSON (SA) / Simpson Crash / Simpson Signs	Yamaha YZF-R3	8	15:52.696	1:19.145	14.736	1:57.158	4	193
34	26	Dominic FLETCHER (NSW) / Power Sport Central / AGV Aust. / Whisky Throttle Industries / Port Porform.	Yamaha YZF-R3	8	16:05.709	1:32.158	13.013	1:59.149	8	183
DNF	355	Laura BROWN (NSW) / The Bare Bird / Bikebiz / Shark Helmets / IXON / Falco Boots	Yamaha YZF-R3	7	12:46.575	1 Lap		1:48.000	5	199
DNF	308	John LYTRAS (QLD) / Caboolture Yamaha / AGV / TCX / Peregrine / Barry's Dyno / Fusion Trackfit	Yamaha YZF-R3	7	12:46.617	1 Lap	.042	1:47.637	2	200
DNF	15	Olly SIMPSON (SA) / Simpson Crash / Simpson Signs	Yamaha YZF-R3	5	9:09.214	3 Laps		1:47.906	5	201
DNF	18	Tristan VERCOE (QLD) / Motorcycle Sportsmen of Qld	Kawasaki Ninja	4	7:46.939	4 Laps		1:52.419	4	200
DNF	52	Hannah STEWART (WA) / Banhams WA Road Racing / Leading Edge M-cycle Sport / Penrite Oil	Yamaha YZF-R3	4	7:48.785	4 Laps	1.846	1:53.794	4	195
DNF	16	James JACOBS (NSW) / EK Chains / WRP Bridgestone	Kawasaki Ninja	0		8 Laps				160
DNF	88	Joseph MARINIELLO (VIC) / Proworx / Blayney M-cycles / Well Sprung Susp. / Penrite Oils / Bridgestone	Kawasaki Ninja	0		8 Laps	.433			155
DNF	161	Josh NODEN (VIC) / Starlight	Yamaha YZF-R3	0		8 Laps	.544			162

Fastest Lap was 1:47.182 by Luke JHONSTON (VIC)

New race lap record for SS300 class - Previous: 1:47.600 by John LYTRAS (QLD) on a Yamaha R3 321 set on 05/10/19

The results are provisional until the end of the time limit for protests and appeals.



 Chief Timekeeper - Scott Laing


 Clerk of Course - Tom Williams



COMPUTIME RACE TIMING SYSTEMS PTY LTD
www.computime.com.au

E-mail: scott@computime.com.au / Ph: 0418 17 13 17





ASBK RESULTS

AUSTRALIAN SUPERSPORT 300 CHAMPIONSHIP

Date: 29/02/20
 Event: R05
 Weather: Mostly cloudy - Temp: 18.5C
 Track: Dry - Temp: 23.5C


Race 1

Started at: 11:46:42
 Laps: 8
 Starters: 42
 Printed at: 12:23

PROVISIONAL LAP TIMES

No	Name	Lap 1	Lap 2	Lap 3	Lap 4	Lap 5	Lap 6	Lap 7	Lap 8
11	Brandon DEMMERY (NSW)	1:57.377	1:49.350	1:48.308	1:47.832	1:48.948	1:48.944	1:48.738	1:48.698
13	Jordy SIMPSON (SA)	2:08.687	1:57.214	1:57.545	1:57.158	1:57.603	1:57.580	1:58.454	1:58.455
15	Olly SIMPSON (SA)	1:56.552	1:48.374	1:48.013	1:48.369	1:47.906			
17	Olly SHORT (VIC)	2:05.489	1:54.342	1:54.730	1:53.143	1:54.478	1:54.265	1:54.123	1:53.903
18	Tristan VERCOE (QLD)	2:07.312	1:53.638	1:53.570	1:52.419				
21	Luca DURNING (NZ)	2:02.823	1:53.884	1:53.125	1:53.776	1:53.290	1:53.355	1:53.994	1:52.910
22	Keegan PICKERING (NSW)	2:06.785	1:54.809	1:54.490	1:53.633	1:54.658	1:54.078	1:53.827	1:54.218
25	Luke JHONSTON (VIC)	1:56.230	1:48.113	1:47.731	1:48.566	1:48.367	1:49.137	1:48.574	1:47.182
26	Dominic FLETCHER (NSW)	2:08.553	1:59.673	1:59.257	1:59.224	1:59.235	1:59.585	2:01.033	1:59.149
28	Tayla RELPH (QLD)	2:05.202	1:55.137	1:54.250	1:53.935	1:54.072	1:54.265	1:53.892	1:54.174
29	Ryan SMITH (NSW)	2:01.332	1:51.169	1:51.702	1:51.342	1:51.667	1:51.442	1:51.519	1:51.014
30	Stephany KAPILAWI-JAMES (QLD)	2:02.999	1:53.239	1:53.721	1:52.885	1:53.309	1:53.906	1:54.402	1:52.784
36	Angus GRENFELL (VIC)	1:55.474	1:48.934	1:48.865	1:48.249	1:47.797	1:51.408	1:48.905	1:49.146
37	Patrick BOGNAR (VIC)	2:03.292	1:53.472	1:53.473	1:53.028	1:53.567	1:53.313	1:54.002	1:53.171
42	Kyle O'CONNELL (QLD)	2:01.445	1:50.731	1:49.802	1:50.922	1:51.398	1:50.530	1:51.240	1:51.457
43	Harry KHOURI (NSW)	1:55.214	1:48.364	1:48.065	1:48.527	1:48.888	1:49.060	1:48.116	1:47.317
45	Jamie PORT (VIC)	2:05.384	1:55.271	1:54.768	1:53.904	1:54.005	1:53.119	1:53.927	1:53.922
47	Zylas BUNTING (NSW)	1:58.110	1:49.097	1:48.553	1:48.430	1:47.960	1:49.343	1:48.986	1:48.829
49	Jake FARNSWORTH (NSW)	2:01.389	1:51.232	1:51.530	1:51.746	1:51.390	1:51.411	1:51.641	1:50.860
52	Hannah STEWART (WA)	2:06.449	1:54.092	1:54.450	1:53.794				
55	Zachary JOHNSON (VIC)	2:03.035	1:53.329	1:53.823	1:53.038	1:53.992	1:53.166	1:53.866	1:53.191
56	Jesse WOODS (TAS)	2:03.951	1:54.275	1:53.090	1:53.143	1:53.563	1:52.981	1:53.572	1:53.960
59	Tom DRANE (NSW)	2:04.612	1:53.284	1:53.349	1:52.717	1:53.602	1:53.492	1:53.681	1:52.847
66	Mitchell SIMPSON (SA)	2:03.673	1:52.801	1:53.871	1:53.260	1:53.370	1:55.215	1:52.497	1:52.830
68	Luke POWER (VIC)	1:58.080	1:48.674	1:47.943	1:48.054	1:48.808	1:49.512	1:47.850	1:49.101
69	Archie McDONALD (NSW)	1:56.810	1:49.093	1:48.750	1:48.574	1:48.937	1:49.221	1:48.805	1:48.086
72	Ben BAKER (NSW)	1:56.272	1:48.126	1:48.095	1:48.719	1:47.839	1:49.100	1:48.396	1:47.345
78	Caleb GILMORE (NZ)	1:57.621	1:49.542	1:49.073	1:49.609	1:50.399	1:51.035	1:49.402	1:50.453
95	Matthew RINDEL (VIC)	1:59.734	1:50.625	1:50.849	1:51.695	1:50.758	1:50.785	1:51.650	1:52.458
97	Peter NERLICH (VIC)	1:59.412	1:49.678	1:49.422	1:49.167	1:50.062	1:49.510	1:49.616	1:50.099
99	Jacob HATCH (NSW)	1:56.539	1:49.337	1:48.505	1:48.387	1:49.392	1:48.650	1:48.710	1:48.786
110	Zak PETTENDY (NSW)	2:02.687	1:54.691	1:53.911	1:53.147	1:52.657	1:53.116	1:54.160	1:52.793
121	Reece OUGHTRED (VIC)	1:57.360	1:48.484	1:48.597	1:48.370	1:48.811	1:49.563	1:48.439	1:48.490
127	Filippo ROVELLI (ITA)	2:00.004	1:49.071	1:49.222	1:49.447	1:49.977	1:49.515	1:49.473	1:50.459
131	Adam COX (QLD)	2:05.808	1:54.587	1:54.511	1:54.338	1:56.135	1:57.325	1:56.881	1:58.375
308	John LYTRAS (QLD)	1:56.822	1:47.637	1:47.907	1:48.889	1:47.948	1:49.092	1:48.322	
333	Yannis SHAW (NSW)	1:59.989	1:50.354	1:50.813	1:51.690	1:52.283	1:52.016	1:50.745	1:50.589
355	Laura BROWN (NSW)	1:55.294	1:48.398	1:48.039	1:49.440	1:48.000	1:49.046	1:48.358	
407	Jake SENIOR (VIC)	2:00.439	1:50.454	1:50.694	1:51.272	1:51.433	1:51.109	1:51.073	1:51.381

The results are provisional until the end of the time limit for protests and appeals.



 Chief Timekeeper - Scott Laing


 Clerk of Course - Tom Williams



COMPUTIME RACE TIMING SYSTEMS PTY LTD
www.computime.com.au

E-mail: scott@computime.com.au / Ph: 0418 17 13 17





ASBK RESULTS

AUSTRALIAN SUPERSPORT 300 CHAMPIONSHIP

Date: 29/02/20
 Event: R05
 Weather: Mostly cloudy - Temp: 18.5C
 Track: Dry - Temp: 23.5C

Race 1

Started at: 11:46:42
 Laps: 8
 Starters: 42
 Printed at: 12:23

PROVISIONAL SPLIT TIMES

Lap	Split 1	Split 2	Split 3	Split 4	Lap Time	Spd	Lap	Split 1	Split 2	Split 3	Split 4	Lap Time	Spd
11 Brandon DEMMERY (NSW) (6th)							2	26.544	33.171	22.022	31.901	1:53.638	199
1	33.530	32.669	21.014	30.164	1:57.377	153	3	26.784	33.110	22.099	31.577	1:53.570	200
2	25.990	32.217	20.899	30.244	1:49.350	201	4	26.234	32.974	21.761	31.450	1:52.419	195
3	25.795	31.737	21.068	29.708	1:48.308	200	21 Luca DURNING (NZ) (20th)						
4	25.788	31.580	20.704	29.760	1:47.832	201	1	35.933	33.645	22.121	31.124	2:02.823	163
5	25.852	32.308	20.836	29.952	1:48.948	197	2	27.567	33.302	22.002	31.013	1:53.884	193
6	25.887	31.907	20.760	30.390	1:48.944	200	3	27.074	32.646	21.951	31.454	1:53.125	193
7	26.160	31.589	20.803	30.186	1:48.738	193	4	27.152	33.600	22.227	30.797	1:53.776	190
8	26.308	31.786	20.713	29.891	1:48.698	194	5	26.944	33.810	21.701	30.835	1:53.290	193
13 Jordy SIMPSON (SA) (33th)							6	27.036	33.145	21.713	31.461	1:53.355	191
1	38.692	34.627	22.294	33.074	2:08.687	164	7	27.160	33.456	22.158	31.220	1:53.994	191
2	28.099	34.091	22.494	32.530	1:57.214	193	8	27.326	33.520	21.445	30.619	1:52.910	192
3	28.348	33.924	22.245	33.028	1:57.545	186	22 Keegan PICKERING (NSW) (31th)						
4	28.489	33.806	22.365	32.498	1:57.158	183	1	37.610	34.970	22.230	31.975	2:06.785	167
5	28.613	34.286	22.363	32.341	1:57.603	182	2	27.637	33.781	21.772	31.619	1:54.809	189
6	28.327	33.780	22.378	33.095	1:57.580	176	3	27.396	33.620	21.997	31.477	1:54.490	188
7	28.482	33.883	22.559	33.530	1:58.454	180	4	27.440	33.429	21.646	31.118	1:53.633	188
8	28.536	34.419	22.716	32.784	1:58.455	182	5	27.711	33.909	21.703	31.335	1:54.658	188
15 Oily SIMPSON (SA) (DNF)							6	27.303	33.545	21.814	31.416	1:54.078	189
1	33.024	32.426	20.714	30.388	1:56.552	154	7	27.316	33.361	21.787	31.363	1:53.827	188
2	25.674	31.925	20.867	29.908	1:48.374	196	8	27.512	33.460	21.876	31.370	1:54.218	188
3	25.601	31.474	20.884	30.054	1:48.013	197	25 Luke JHONSTON (VIC) (3rd)						
4	25.539	31.306	20.883	30.641	1:48.369	195	1	33.370	31.787	20.695	30.378	1:56.230	156
5	25.775	31.711	20.727	29.693	1:47.906	201	2	25.657	31.582	20.776	30.098	1:48.113	201
17 Oily SHORT (VIC) (29th)							3	25.545	31.598	20.707	29.881	1:47.731	201
1	37.047	34.137	22.338	31.967	2:05.489	163	4	25.707	31.308	21.397	30.154	1:48.566	203
2	27.220	33.120	22.188	31.814	1:54.342	193	5	25.590	31.711	20.730	30.336	1:48.367	197
3	27.190	33.421	22.191	31.928	1:54.730	188	6	26.265	31.640	20.906	30.326	1:49.137	194
4	27.244	32.725	21.819	31.355	1:53.143	187	7	26.353	31.879	20.733	29.609	1:48.574	191
5	27.096	33.695	22.153	31.534	1:54.478	188	8	25.341	31.278	20.511	30.052	1:47.182	199
6	27.192	33.517	22.047	31.509	1:54.265	184	26 Dominic FLETCHER (NSW) (34th)						
7	27.436	32.897	22.108	31.682	1:54.123	187	1	38.126	35.001	22.664	32.762	2:08.553	160
8	27.149	33.071	22.325	31.358	1:53.903	189	2	28.633	35.034	22.999	33.007	1:59.673	183
18 Tristan VERCOE (QLD) (DNF)							3	28.501	35.075	22.896	32.785	1:59.257	182
1	38.165	35.381	22.251	31.515	2:07.312	160	4	28.507	34.992	23.095	32.630	1:59.224	182


Scott Laing
 Chief Timekeeper - Scott Laing

Tom Williams
 Clerk of Course - Tom Williams



COMPUTIME RACE TIMING SYSTEMS PTY LTD
 www.computime.com.au

E-mail: scott@computime.com.au / Ph: 0418 17 13 17





ASBK RESULTS

AUSTRALIAN SUPERSPORT 300 CHAMPIONSHIP

Date: 29/02/20
 Event: R05
 Weather: Mostly cloudy - Temp: 18.5C
 Track: Dry - Temp: 23.5C

Race 1

Started at: 11:46:42
 Laps: 8
 Starters: 42
 Printed at: 12:23

PROVISIONAL SPLIT TIMES

Lap	Split 1	Split 2	Split 3	Split 4	Lap Time	Spd	Lap	Split 1	Split 2	Split 3	Split 4	Lap Time	Spd
5	28.627	35.275	22.736	32.597	1:59.235	182	4	25.840	31.362	20.871	30.176	1:48.249	199
6	28.421	35.492	22.894	32.778	1:59.585	182	5	25.984	31.711	20.570	29.532	1:47.797	200
7	28.330	37.051	22.850	32.802	2:01.033	183	6	26.591	33.156	20.796	30.865	1:51.408	187
8	28.524	35.130	22.979	32.516	1:59.149	182	7	26.647	31.677	20.691	29.890	1:48.905	190
							8	26.462	31.956	20.816	29.912	1:49.146	196
28 Tayla RELPH (QLD) (30th)							37 Patrick BOGNAR (VIC) (23th)						
1	36.942	34.208	22.175	31.877	2:05.202	165	1	36.705	33.757	21.889	30.941	2:03.292	162
2	27.249	33.955	22.048	31.885	1:55.137	194	2	27.010	33.268	22.116	31.078	1:53.472	196
3	27.232	33.379	22.048	31.591	1:54.250	193	3	26.856	33.381	21.876	31.360	1:53.473	196
4	27.108	33.434	21.911	31.482	1:53.935	193	4	27.000	33.136	22.069	30.823	1:53.028	195
5	27.435	33.377	21.874	31.386	1:54.072	188	5	27.039	33.495	21.908	31.125	1:53.567	191
6	27.449	33.725	21.795	31.296	1:54.265	190	6	27.012	33.171	22.021	31.109	1:53.313	191
7	27.646	33.125	21.841	31.280	1:53.892	192	7	27.116	33.432	21.923	31.531	1:54.002	191
8	27.333	33.298	21.969	31.574	1:54.174	195	8	27.805	32.780	21.573	31.013	1:53.171	188
29 Ryan SMITH (NSW) (18th)							42 Kyle O'CONNELL (QLD) (14th)						
1	36.013	33.231	21.480	30.608	2:01.332	165	1	35.182	34.045	21.904	30.314	2:01.445	157
2	26.424	32.674	21.416	30.655	1:51.169	197	2	26.434	32.217	21.397	30.683	1:50.731	197
3	26.449	32.651	21.217	31.385	1:51.702	197	3	26.139	32.126	21.211	30.326	1:49.802	193
4	26.534	32.769	21.232	30.807	1:51.342	192	4	26.130	32.608	21.328	30.856	1:50.922	197
5	26.773	32.912	21.527	30.455	1:51.667	190	5	26.590	32.730	21.216	30.862	1:51.398	189
6	27.022	32.394	21.250	30.776	1:51.442	191	6	26.523	32.194	21.198	30.615	1:50.530	188
7	26.797	32.567	21.293	30.862	1:51.519	190	7	26.444	32.191	21.489	31.116	1:51.240	193
8	26.588	32.343	21.304	30.779	1:51.014	191	8	26.864	32.147	21.582	30.864	1:51.457	186
30 Stephany KAPILAWI-JAMES (QLD) (22th)							43 Harry KHOURI (NSW) (1st)						
1	36.532	33.542	21.877	31.048	2:02.999	165	1	32.616	31.439	21.117	30.042	1:55.214	150
2	27.008	33.121	21.721	31.389	1:53.239	202	2	25.756	31.460	21.048	30.100	1:48.364	194
3	27.270	33.842	21.624	30.985	1:53.721	191	3	25.859	31.232	20.944	30.030	1:48.065	193
4	26.952	33.113	21.629	31.191	1:52.885	194	4	25.946	31.604	21.010	29.967	1:48.527	193
5	27.377	33.251	21.575	31.106	1:53.309	188	5	25.853	31.645	21.109	30.281	1:48.888	191
6	27.420	33.180	22.112	31.194	1:53.906	187	6	26.091	31.979	20.642	30.348	1:49.060	197
7	27.488	33.820	21.771	31.323	1:54.402	187	7	26.132	31.342	20.821	29.821	1:48.116	192
8	27.631	32.885	21.167	31.101	1:52.784	195	8	25.635	31.078	20.826	29.778	1:47.317	193
36 Angus GRENFELL (VIC) (9th)							45 Jamie PORT (VIC) (28th)						
1	32.839	31.808	20.883	29.944	1:55.474	149	1	37.255	34.559	22.107	31.463	2:05.384	165
2	26.234	31.964	20.703	30.033	1:48.934	195	2	27.115	33.983	22.247	31.926	1:55.271	191
3	25.997	32.058	20.710	30.100	1:48.865	196							


Scott Laing
 Chief Timekeeper - Scott Laing

Tom Williams
 Clerk of Course - Tom Williams



COMPUTIME RACE TIMING SYSTEMS PTY LTD
www.computime.com.au

E-mail: scott@computime.com.au / Ph: 0418 17 13 17





ASBK RESULTS

AUSTRALIAN SUPERSPORT 300 CHAMPIONSHIP

Date: 29/02/20
 Event: R05
 Weather: Mostly cloudy - Temp: 18.5C
 Track: Dry - Temp: 23.5C

Race 1

Started at: 11:46:42
 Laps: 8
 Starters: 42
 Printed at: 12:23

PROVISIONAL SPLIT TIMES

Lap	Split 1	Split 2	Split 3	Split 4	Lap Time	Spd	Lap	Split 1	Split 2	Split 3	Split 4	Lap Time	Spd
3	27.533	34.117	21.829	31.289	1:54.768	190	6	26.989	33.358	21.772	31.047	1:53.166	189
4	27.182	33.539	21.837	31.346	1:53.904	190	7	27.299	32.824	22.293	31.450	1:53.866	192
5	27.876	33.281	21.684	31.164	1:54.005	190	8	27.587	32.253	21.939	31.412	1:53.191	188
6	27.050	32.903	22.054	31.112	1:53.119	189	56 Jesse WOODS (TAS) (27th)						
7	27.272	33.277	21.808	31.570	1:53.927	189	1	36.335	34.231	22.045	31.340	2:03.951	165
8	27.243	33.342	22.116	31.221	1:53.922	188	2	27.051	33.324	21.634	32.266	1:54.275	197
47 Zylas BUNTING (NSW) (10th)							3	27.188	33.451	21.497	30.954	1:53.090	197
1	34.250	33.007	20.838	30.015	1:58.110	154	4	27.296	32.911	21.748	31.188	1:53.143	193
2	26.050	32.279	20.825	29.943	1:49.097	201	5	27.289	33.199	21.671	31.404	1:53.563	193
3	25.792	31.835	20.851	30.075	1:48.553	200	6	26.896	33.411	21.567	31.107	1:52.981	197
4	26.034	31.610	20.846	29.940	1:48.430	200	7	27.093	33.522	21.769	31.188	1:53.572	194
5	25.900	31.817	20.779	29.464	1:47.960	199	8	27.788	33.293	21.421	31.458	1:53.960	194
6	26.215	32.084	20.790	30.254	1:49.343	201	59 Tom DRANE (NSW) (26th)						
7	26.173	32.050	21.002	29.761	1:48.986	198	1	37.108	34.214	21.885	31.405	2:04.612	159
8	26.181	31.849	20.982	29.817	1:48.829	200	2	27.065	33.458	21.579	31.182	1:53.284	196
49 Jake FARNSWORTH (NSW) (19th)							3	27.055	33.448	21.454	31.392	1:53.349	196
1	35.745	33.266	21.365	31.013	2:01.389	160	4	26.876	32.992	21.982	30.867	1:52.717	195
2	26.747	32.485	21.487	30.513	1:51.232	196	5	26.943	33.642	21.894	31.123	1:53.602	196
3	26.515	32.670	21.047	31.298	1:51.530	196	6	27.164	33.329	21.846	31.153	1:53.492	191
4	26.813	32.398	21.704	30.831	1:51.746	191	7	26.821	33.622	22.225	31.013	1:53.681	195
5	26.565	32.698	21.354	30.773	1:51.390	195	8	27.699	32.878	21.473	30.797	1:52.847	196
6	26.619	32.733	21.491	30.568	1:51.411	194	66 Mitchell SIMPSON (SA) (25th)						
7	26.700	33.096	21.240	30.605	1:51.641	192	1	36.732	33.912	22.032	30.997	2:03.673	160
8	26.661	32.634	21.078	30.487	1:50.860	196	2	26.708	33.162	21.738	31.193	1:52.801	195
52 Hannah STEWART (WA) (DNF)							3	26.620	34.734	21.527	30.990	1:53.871	188
1	37.843	34.426	22.025	32.155	2:06.449	166	4	27.001	33.323	21.919	31.017	1:53.260	194
2	27.265	33.198	22.321	31.308	1:54.092	195	5	27.071	33.100	21.481	31.718	1:53.370	192
3	27.183	34.023	21.707	31.537	1:54.450	195	6	27.323	32.869	21.895	33.128	1:55.215	184
4	27.252	33.539	21.639	31.364	1:53.794	193	7	26.840	32.800	21.708	31.149	1:52.497	187
55 Zachary JOHNSON (VIC) (24th)							8	27.535	32.999	21.608	30.688	1:52.830	198
1	36.089	33.700	21.787	31.459	2:03.035	157	68 Luke POWER (VIC) (4th)						
2	26.942	33.248	21.849	31.290	1:53.329	192	1	34.361	32.636	20.766	30.317	1:58.080	161
3	27.420	33.375	21.884	31.144	1:53.823	186	2	25.807	32.158	20.756	29.953	1:48.674	205
4	26.903	32.976	22.216	30.943	1:53.038	190	3	25.467	32.275	20.620	29.581	1:47.943	205
5	27.176	33.651	21.808	31.357	1:53.992	188	4	25.545	31.506	20.980	30.023	1:48.054	206


Scott Laing
 Chief Timekeeper - Scott Laing

Tom Williams
 Clerk of Course - Tom Williams



COMPUTIME RACE TIMING SYSTEMS PTY LTD
www.computime.com.au

E-mail: scott@computime.com.au / Ph: 0418 17 13 17





ASBK RESULTS

AUSTRALIAN SUPERSPORT 300 CHAMPIONSHIP

Date: 29/02/20
 Event: R05
 Weather: Mostly cloudy - Temp: 18.5C
 Track: Dry - Temp: 23.5C

Race 1

Started at: 11:46:42
 Laps: 8
 Starters: 42
 Printed at: 12:23

PROVISIONAL SPLIT TIMES

Lap	Split 1	Split 2	Split 3	Split 4	Lap Time	Spd	Lap	Split 1	Split 2	Split 3	Split 4	Lap Time	Spd
5	25.800	32.113	20.893	30.002	1:48.808	198	4	26.261	33.232	21.697	30.505	1:51.695	194
6	25.740	31.988	20.848	30.936	1:49.512	197	5	26.663	32.516	20.967	30.612	1:50.758	192
7	25.469	31.552	20.730	30.099	1:47.850	206	6	26.527	32.430	21.232	30.596	1:50.785	189
8	25.817	31.698	21.023	30.563	1:49.101	195	7	26.582	32.691	21.228	31.149	1:51.650	188
							8	26.893	32.766	21.546	31.253	1:52.458	185
69 Archie McDONALD (NSW) (7th)							97 Peter NERLICH (VIC) (11th)						
1	33.700	32.283	20.768	30.059	1:56.810	157	1	34.519	33.034	21.310	30.549	1:59.412	156
2	26.081	32.124	20.746	30.142	1:49.093	195	2	26.041	32.349	21.168	30.120	1:49.678	198
3	26.169	31.700	20.991	29.890	1:48.750	196	3	25.860	32.099	21.152	30.311	1:49.422	200
4	26.037	31.838	20.847	29.852	1:48.574	195	4	25.822	31.726	21.212	30.407	1:49.167	196
5	26.084	31.915	20.767	30.171	1:48.937	195	5	26.023	32.310	21.294	30.435	1:50.062	196
6	26.328	31.568	20.834	30.491	1:49.221	194	6	26.205	31.965	20.994	30.346	1:49.510	194
7	26.566	31.863	20.593	29.783	1:48.805	194	7	26.019	32.349	21.063	30.185	1:49.616	191
8	26.133	31.406	20.794	29.753	1:48.086	194	8	26.328	31.966	21.476	30.329	1:50.099	190
72 Ben BAKER (NSW) (2nd)							99 Jacob HATCH (NSW) (8th)						
1	33.223	32.081	20.781	30.187	1:56.272	152	1	33.009	32.605	20.692	30.233	1:56.539	151
2	25.846	31.840	20.697	29.743	1:48.126	196	2	26.058	32.161	21.083	30.035	1:49.337	195
3	25.817	32.070	20.752	29.456	1:48.095	198	3	25.810	31.896	20.900	29.899	1:48.505	198
4	25.926	31.611	21.034	30.148	1:48.719	196	4	26.229	31.603	20.718	29.837	1:48.387	196
5	25.787	31.439	20.534	30.079	1:47.839	197	5	26.405	32.063	20.885	30.039	1:49.392	195
6	26.019	31.951	21.088	30.042	1:49.100	195	6	26.079	31.653	20.728	30.190	1:48.650	197
7	25.949	32.093	20.593	29.761	1:48.396	196	7	25.977	31.955	20.801	29.977	1:48.710	196
8	25.808	31.247	20.546	29.744	1:47.345	198	8	26.450	31.875	20.760	29.701	1:48.786	194
78 Caleb GILMORE (NZ) (12th)							110 Zak PETTENDY (NSW) (21th)						
1	34.142	32.518	20.894	30.067	1:57.621	158	1	35.907	33.548	21.943	31.289	2:02.687	162
2	26.062	32.463	20.878	30.139	1:49.542	197	2	28.001	33.433	21.728	31.529	1:54.691	195
3	26.069	32.274	20.828	29.902	1:49.073	197	3	27.445	33.467	21.711	31.288	1:53.911	196
4	26.074	32.285	20.949	30.301	1:49.609	198	4	27.667	33.424	21.547	30.509	1:53.147	195
5	26.239	32.500	21.103	30.557	1:50.399	193	5	27.215	33.085	21.674	30.683	1:52.657	195
6	26.561	32.456	21.314	30.704	1:51.035	191	6	27.121	33.255	21.733	31.007	1:53.116	195
7	26.417	31.596	21.075	30.314	1:49.402	190	7	27.160	33.406	21.937	31.657	1:54.160	192
8	26.371	31.830	21.569	30.683	1:50.453	190	8	27.342	32.516	21.696	31.239	1:52.793	192
95 Matthew RINDEL (VIC) (17th)							121 Reece OUGHTRED (VIC) (5th)						
1	34.709	33.392	21.191	30.442	1:59.734	161	1	34.540	32.319	20.751	29.750	1:57.360	160
2	26.095	32.601	21.334	30.595	1:50.625	201	2	25.750	32.069	20.713	29.952	1:48.484	202
3	26.625	32.249	21.343	30.632	1:50.849	192							

Scott Laing
 Chief Timekeeper - Scott Laing

Tom Williams
 Clerk of Course - Tom Williams



COMPUTIME RACE TIMING SYSTEMS PTY LTD
www.computime.com.au

E-mail: scott@computime.com.au / Ph: 0418 17 13 17





ASBK RESULTS

AUSTRALIAN SUPERSPORT 300 CHAMPIONSHIP

Date: 29/02/20
 Event: R05
 Weather: Mostly cloudy - Temp: 18.5C
 Track: Dry - Temp: 23.5C


Race 1


Started at: 11:46:42
 Laps: 8
 Starters: 42
 Printed at: 12:23

PROVISIONAL SPLIT TIMES

Lap	Split 1	Split 2	Split 3	Split 4	Lap Time	Spd	Lap	Split 1	Split 2	Split 3	Split 4	Lap Time	Spd
3	26.007	31.602	20.872	30.116	1:48.597	195	6	26.535	31.753	20.827	29.977	1:49.092	191
4	25.949	1:22.421	1:18.403	29.967	1:48.370	198	7	26.082	31.493	20.959	29.788	1:48.322	196
5	26.050	32.002	20.842	29.917	1:48.811	193							
6	26.411	31.779	20.728	30.645	1:49.563	195	333 Yannis SHAW (NSW) (16th)						
7	26.603	31.629	20.567	29.640	1:48.439	199	1	34.959	33.085	21.371	30.574	1:59.989	155
8	25.839	31.776	20.872	30.003	1:48.490	198	2	26.173	32.627	21.056	30.498	1:50.354	197
							3	26.224	32.309	21.492	30.788	1:50.813	194
							4	26.686	32.399	21.551	31.054	1:51.690	194
127 Filippo ROVELLI (ITA) (13th)							5	27.218	33.059	21.336	30.670	1:52.283	185
1	35.454	33.112	21.322	30.116	2:00.004	161	6	26.150	33.325	21.541	31.000	1:52.016	196
2	25.759	31.865	21.218	30.229	1:49.071	203	7	26.081	32.423	21.225	31.016	1:50.745	194
3	25.991	31.373	21.102	30.756	1:49.222	198	8	26.134	32.145	21.155	31.155	1:50.589	196
4	25.801	31.409	21.557	30.680	1:49.447	194							
5	26.165	32.396	21.214	30.202	1:49.977	195	355 Laura BROWN (NSW) (DNF)						
6	26.011	31.904	21.094	30.506	1:49.515	192	1	32.725	31.579	21.010	29.980	1:55.294	152
7	26.183	31.534	21.290	30.466	1:49.473	190	2	26.123	31.510	20.928	29.837	1:48.398	193
8	26.072	32.099	21.417	30.871	1:50.459	191	3	26.069	31.400	20.814	29.756	1:48.039	191
							4	26.243	31.685	21.494	30.018	1:49.440	192
131 Adam COX (QLD) (32th)							5	25.501	31.524	20.909	30.066	1:48.000	199
1	37.487	34.204	22.333	31.784	2:05.808	161	6	26.435	31.763	20.863	29.985	1:49.046	186
2	27.072	33.881	21.989	31.645	1:54.587	196	7	25.977	32.091	20.771	29.519	1:48.358	197
3	27.275	33.717	21.876	31.643	1:54.511	195							
4	27.101	33.255	21.975	32.007	1:54.338	191	407 Jake SENIOR (VIC) (15th)						
5	27.761	34.130	22.129	32.115	1:56.135	189	1	34.973	33.284	21.539	30.643	2:00.439	159
6	27.644	34.547	22.636	32.498	1:57.325	186	2	25.994	32.697	21.085	30.678	1:50.454	201
7	27.591	34.029	22.531	32.730	1:56.881	181	3	26.262	32.424	21.324	30.684	1:50.694	200
8	28.004	34.542	22.965	32.864	1:58.375	178	4	26.085	32.709	21.606	30.872	1:51.272	199
							5	26.406	32.620	21.548	30.859	1:51.433	189
308 John LYTRAS (QLD) (DNF)							6	26.839	32.396	21.154	30.720	1:51.109	187
1	33.819	32.499	20.678	29.826	1:56.822	152	7	26.229	32.634	21.138	31.072	1:51.073	195
2	25.855	31.632	20.574	29.576	1:47.637	200	8	26.332	32.751	21.455	30.843	1:51.381	197
3	25.833	31.307	20.723	30.044	1:47.907	196							
4	25.732	31.456	21.238	30.463	1:48.889	197							
5	25.954	31.473	20.729	29.792	1:47.948	197							

The results are provisional until the end of the time limit for protests and appeals.



 Chief Timekeeper - Scott Laing


 Clerk of Course - Tom Williams



COMPUTIME RACE TIMING SYSTEMS PTY LTD
www.computime.com.au

E-mail: scott@computime.com.au / Ph: 0418 17 13 17





ASBK RESULTS
AUSTRALIAN SUPERSPORT 300 CHAMPIONSHIP

Race 1

Date: 29/02/20
 Event: R05
 Weather: Mostly cloudy - Temp: 18.5C
 Track: Dry - Temp: 23.5C

Started at: 11:46:42
 Laps: 8
 Starters: 42
 Printed at: 12:23

PROVISIONAL FASTEST LAPS SEQUENCE

Lap	Race Pos	No	Name	Machine	Fastest Lap	On Lap
1	1	43	Harry KHOURI (NSW)	Kawasaki Ninja	1:55.214	1
2	1	43	Harry KHOURI (NSW)	Kawasaki Ninja	1:48.364	2
2	3	25	Luke JHONSTON (VIC)	Kawasaki Ninja	1:48.113	2
2	6	308	John LYTRAS (QLD)	Yamaha YZF-R3	1:47.637	2
8	1	43	Harry KHOURI (NSW)	Kawasaki Ninja	1:47.317	8
8	3	25	Luke JHONSTON (VIC)	Kawasaki Ninja	1:47.182	8

The results are provisional until the end of the time limit for protests and appeals.


Scott Laing
 Chief Timekeeper - Scott Laing

Tom Williams
 Clerk of Course - Tom Williams



COMPUTIME RACE TIMING SYSTEMS PTY LTD
www.computime.com.au

E-mail: scott@computime.com.au / Ph: 0418 17 13 17





ASBK RESULTS

AUSTRALIAN SUPERSPORT 300 CHAMPIONSHIP

Date: 29/02/20
Event: R05
Weather: Mostly cloudy - Temp: 18.5C
Track: Dry - Temp: 23.5C

Race 1

Started at: 11:46:42
Laps: 8
Starters: 42
Printed at: 12:23

PROVISIONAL LAP SHEET

No	Lap Time	Gap	No	Lap Time	Gap	No	Lap Time	Gap	No	Lap Time	Gap	No	Lap Time	Gap																																																																																																																																																																																																																																																																																																																																																																																																																																				
Lap 1			52	2:06.449	11.235	56	1:54.275	14.648	55	1:53.823	18.544	95	1:51.695	12.733	22	2:06.785	11.571	17	1:54.342	16.253	37	1:53.473	18.594	29	1:51.342	15.375	18	2:07.312	12.098	28	1:55.137	16.761	66	1:53.871	18.702	49	1:51.746	15.727	26	2:08.553	13.339	131	1:54.587	16.817	59	1:53.349	19.602	30	1:52.885	22.674	13	2:08.687	13.473	52	1:54.092	16.963	110	1:53.911	19.646	55	1:53.038	23.055	45	1:55.271	17.077	56	1:53.090	19.673	37	1:53.028	23.095	18	1:53.638	17.372	18	1:53.570	22.877	66	1:53.260	23.435	22	1:54.809	18.016	17	1:54.730	22.918	21	1:53.776	23.438	43	1:48.364		22	1:54.809	18.016	28	1:54.250	22.946	59	1:52.717	23.792	355	1:48.398	.114	13	1:57.214	22.323	26	1:59.673	24.648	131	1:54.511	23.263	110	1:53.147	24.266	25	1:48.113	.765	72	1:48.126	.820	52	1:54.450	23.348	56	1:53.143	24.289	72	1:48.126	.820	45	1:54.768	23.780	18	1:52.419	26.769	36	1:48.934	.830	43	1:48.065		17	1:53.143	27.534	308	1:47.637	.881	355	1:48.039	.088	22	1:54.490	24.441	17	1:53.143	27.534	15	1:48.374	1.348	25	1:47.731	.431	13	1:57.545	31.803	28	1:53.935	28.354	121	1:48.484	2.266	308	1:47.907	.723	26	1:59.257	35.840	52	1:53.794	28.615	99	1:49.337	2.298	72	1:48.095	.850	131	1:54.338	29.074	69	1:49.093	2.325	15	1:48.013	1.296	45	1:53.904	29.157	11	1:49.350	3.149	43	1:48.527		22	1:53.633	29.547	68	1:48.674	3.176	25	1:48.566	.470	13	1:57.158	40.434	78	1:49.542	3.585	355	1:49.440	1.001	26	1:59.224	46.537	47	1:49.097	3.629	72	1:48.719	1.042	110	1:48.597	2.798	72	1:48.719	1.042	29	2:01.332	6.118	69	1:48.889	1.085	68	1:48.597	2.798	308	1:48.889	1.085	49	2:01.389	6.175	15	1:48.369	1.138	68	1:47.943	3.054	15	1:48.369	1.138	42	2:01.445	6.231	36	1:48.249	1.352	11	1:48.308	3.392	36	1:48.249	1.352	110	2:02.687	7.473	68	1:48.054	2.581	47	1:48.553	4.117	68	1:48.054	2.581	21	2:02.823	7.609	99	1:48.387	2.598	78	1:49.073	4.593	99	1:48.387	2.598	30	2:02.999	7.785	121	1:48.370	2.641	127	1:49.222	6.654	121	1:48.370	2.641	55	2:03.035	7.821	11	1:47.832	2.697	97	1:49.422	6.869	11	1:47.832	2.697	37	2:03.292	8.078	69	1:48.574	3.057	333	1:50.813	9.513	69	1:48.574	3.057	66	2:03.673	8.459	47	1:48.430	4.020	95	1:50.849	9.565	47	1:48.430	4.020	56	2:03.951	8.737	78	1:49.609	5.675	407	1:50.694	9.944	78	1:49.609	5.675	59	2:04.612	9.398	97	1:49.167	7.509	42	1:49.802	10.335	97	1:49.167	7.509	28	2:05.202	9.988	127	1:49.447	7.574	49	1:51.530	12.508	127	1:49.447	7.574	45	2:05.384	10.170	333	1:51.690	12.676	29	1:51.702	12.560	333	1:51.690	12.676	17	2:05.489	10.275	407	1:51.272	12.689	21	1:53.125	18.189	407	1:51.272	12.689	110	1:54.691	13.800	42	1:50.922	12.730	21	1:53.125	18.189	59	1:53.284	14.318	78	1:50.922	12.730	59	1:53.284	14.318	30	1:53.721	18.316	78	1:50.922	12.730	30	1:53.721	18.316


Scott Laing
Chief Timekeeper - Scott Laing

Tom Williams
Clerk of Course - Tom Williams



COMPUTIME RACE TIMING SYSTEMS PTY LTD
www.computime.com.au

E-mail: scott@computime.com.au / Ph: 0418 17 13 17





ASBK RESULTS

AUSTRALIAN SUPERSPORT 300 CHAMPIONSHIP

Date: 29/02/20
Event: R05
Weather: Mostly cloudy - Temp: 18.5C
Track: Dry - Temp: 23.5C

Race 1

Started at: 11:46:42
Laps: 8
Starters: 42
Printed at: 12:23

PROVISIONAL LAP CHART

Name	Grid	1	2	3	4	5	6	7	8	Name
H. KHOURI	40	40	40	40	40	65	40	40	40	H. KHOURI
J. HATCH	99	355	355	355	25	72	25	72	72	B. BAKER
B. BAKER	72	36	25	25	355	43	72	355	25	L. JHONSTON
L. BROWN	365	25	72	308	72	355	355	308	68	L. POWER
A. GRENFELL	36	72	36	72	308	308	308	25	121	R. OUGHTRED
L. JHONSTON	25	99	308	15	15	15	36	68	11	B. DEMMERY
Z. BUNTING	47	15	15	36	36	36	11	11	69	A. McDONALD
B. DEMMERY	11	69	121	99	68	68	99	99	99	J. HATCH
O. SIMPSON	15	308	99	121	99	121	68	121	36	A. GRENFELL
P. NERLICH	97	121	69	69	121	11	121	36	47	Z. BUNTING
A. McDONALD	69	11	11	68	11	47	69	69	97	P. NERLICH
J. LYTRAS	308	78	68	11	69	99	47	47	78	C. GILMORE
C. GILMORE	78	68	78	47	47	69	127	78	127	F. ROVELLI
L. POWER	68	47	47	78	78	78	97	127	42	K. O'CONNELL
J. JACOBS	16	97	127	127	97	127	78	97	407	J. SENIOR
Y. SHAW	333	95	97	97	127	97	95	42	333	Y. SHAW
J. SENIOR	407	333	333	333	333	95	42	95	95	M. RINDEL
R. OUGHTRED	121	127	95	95	407	407	407	407	29	R. SMITH
J. MARINIELLO	88	407	407	407	42	42	333	333	49	J. FARNSWORTH
F. ROVELLI	127	29	42	42	95	333	29	29	21	L. DURNING
M. RINDEL	95	49	29	49	29	29	49	49	110	Z. PETTENDY
J. FARNSWORTH	49	42	49	29	49	49	30	37	30	S. KAPILAWI-JAMES
K. O'CONNELL	42	110	30	21	30	30	37	21	37	P. BOGNAR
L. DURNING	21	21	55	30	55	37	110	55	55	Z. JOHNSON
J. NODEN	161	30	66	55	37	21	21	110	66	M. SIMPSON
Z. PETTENDY	140	55	21	37	66	66	55	30	59	T. DRANE
Z. JOHNSON	55	37	37	66	21	110	56	56	56	J. WOODS
T. DRANE	59	66	110	59	59	55	59	66	45	J. PORT
J. WOODS	56	56	59	110	110	59	66	59	17	O. SHORT
P. BOGNAR	37	59	56	56	56	56	17	45	28	T. RELPH
R. SMITH	29	28	17	18	18	17	45	17	22	K. PICKERING
S. KAPILAWI-JAMES	30	45	28	17	17	28	28	28	131	A. COX
M. SIMPSON	66	17	131	28	28	45	22	22	13	J. SIMPSON
T. RELPH	28	131	52	131	52	22	131	131	26	D. FLETCHER
J. PORT	45	52	45	52	131	131	13	13		
K. PICKERING	22	22	18	45	45	13	26	26		
A. COX	131	18	22	22	22	26				
O. SHORT	17	26	13	13	13					
T. VERCOE	18	13	26	26	26					
H. STEWART	52									
J. SIMPSON	13									
D. FLETCHER	26									

The results are provisional until the end of the time limit for protests and appeals.

Chief Timekeeper - Scott Laing

Clerk of Course - Tom Williams



COMPUTIME RACE TIMING SYSTEMS PTY LTD
www.computime.com.au

E-mail: scott@computime.com.au / Ph: 0418 17 13 17





ASBK RESULTS

AUSTRALIAN SUPERSPORT 300 CHAMPIONSHIP

Race 1


Date: 29/02/20
 Event: R05
 Weather: Mostly cloudy - Temp: 18.5C
 Track: Dry - Temp: 23.5C

Started at: 11:46:42
 Laps: 8
 Starters: 42
 Printed at: 12:23

PROVISIONAL BEST PARTIAL TIMES

Pos	Split 1		Split 2		Split 3		Split 4		LAP		Ideal	Fastest
	Name	Time	Name	Time	Name	Time	Name	Time	Name	Time		
1	L. JHONSTON	25.341	H. KHOURI	31.078	L. JHONSTON	20.511	B. BAKER	29.456	L. JHONSTON	1:46.739	1:47.182	
2	L. POWER	25.467	L. BROWN	31.175	B. BAKER	20.534	Z. BUNTING	29.464	L. BROWN	1:46.966	1:48.000	
3	L. BROWN	25.501	B. BAKER	31.247	R. OUGHTRED	20.567	L. BROWN	29.519	B. BAKER	1:47.024	1:47.345	
4	O. SIMPSON	25.539	L. JHONSTON	31.278	A. GRENFELL	20.570	A. GRENFELL	29.532	H. KHOURI	1:47.133	1:47.317	
5	H. KHOURI	25.635	O. SIMPSON	31.306	J. LYTRAS	20.574	J. LYTRAS	29.576	L. POWER	1:47.174	1:47.850	
6	J. LYTRAS	25.732	J. LYTRAS	31.307	A. McDONALD	20.593	L. POWER	29.581	J. LYTRAS	1:47.189	1:47.637	
7	R. OUGHTRED	25.750	A. GRENFELL	31.362	L. POWER	20.620	L. JHONSTON	29.609	O. SIMPSON	1:47.252	1:47.906	
8	F. ROVELLI	25.759	F. ROVELLI	31.373	H. KHOURI	20.642	R. OUGHTRED	29.640	A. GRENFELL	1:47.304	1:47.797	
9	B. BAKER	25.787	A. McDONALD	31.406	J. HATCH	20.692	O. SIMPSON	29.693	R. OUGHTRED	1:47.559	1:48.370	
10	B. DEMMERY	25.788	L. POWER	31.506	B. DEMMERY	20.704	J. HATCH	29.701	Z. BUNTING	1:47.645	1:47.960	
11	Z. BUNTING	25.792	B. DEMMERY	31.580	O. SIMPSON	20.714	B. DEMMERY	29.708	B. DEMMERY	1:47.780	1:47.832	
12	J. HATCH	25.810	C. GILMORE	31.596	L. BROWN	20.771	A. McDONALD	29.753	A. McDONALD	1:47.789	1:48.086	
13	P. NERLICH	25.822	R. OUGHTRED	31.602	Z. BUNTING	20.779	H. KHOURI	29.778	J. HATCH	1:47.806	1:48.387	
14	A. GRENFELL	25.840	J. HATCH	31.603	C. GILMORE	20.828	C. GILMORE	29.902	F. ROVELLI	1:48.342	1:49.071	
15	J. SENIOR	25.994	Z. BUNTING	31.610	M. RINDEL	20.967	F. ROVELLI	30.116	C. GILMORE	1:48.388	1:49.073	
16	A. McDONALD	26.037	P. NERLICH	31.726	P. NERLICH	20.994	P. NERLICH	30.120	P. NERLICH	1:48.662	1:49.167	
17	C. GILMORE	26.062	K. O'CONNELL	32.126	J. FARNSWORT	21.047	K. O'CONNELL	30.314	M. RINDEL	1:49.753	1:50.625	
18	Y. SHAW	26.081	Y. SHAW	32.145	Y. SHAW	21.056	M. RINDEL	30.442	K. O'CONNELL	1:49.768	1:49.802	
19	M. RINDEL	26.095	M. RINDEL	32.249	J. SENIOR	21.085	R. SMITH	30.455	Y. SHAW	1:49.780	1:50.354	
20	K. O'CONNELL	26.130	Z. JOHNSON	32.253	F. ROVELLI	21.094	J. FARNSWORT	30.487	J. SENIOR	1:50.118	1:50.454	
21	T. VERCOE	26.234	R. SMITH	32.343	S. KAPILAWI-JA	21.167	Y. SHAW	30.498	R. SMITH	1:50.439	1:51.014	
22	R. SMITH	26.424	J. SENIOR	32.396	K. O'CONNELL	21.198	Z. PETTENDY	30.509	J. FARNSWORT	1:50.447	1:50.860	
23	J. FARNSWORT	26.515	J. FARNSWORT	32.398	R. SMITH	21.217	L. DURNING	30.619	M. SIMPSON	1:51.589	1:52.497	
24	M. SIMPSON	26.620	Z. PETTENDY	32.516	J. WOODS	21.421	J. SENIOR	30.643	L. DURNING	1:51.654	1:52.910	
25	T. DRANE	26.821	L. DURNING	32.646	L. DURNING	21.445	M. SIMPSON	30.688	Z. PETTENDY	1:51.693	1:52.657	
26	P. BOGNAR	26.856	O. SHORT	32.725	T. DRANE	21.454	T. DRANE	30.797	Z. JOHNSON	1:51.871	1:53.038	
27	J. WOODS	26.896	P. BOGNAR	32.780	M. SIMPSON	21.481	P. BOGNAR	30.823	T. DRANE	1:51.950	1:52.717	
28	Z. JOHNSON	26.903	M. SIMPSON	32.800	Z. PETTENDY	21.547	Z. JOHNSON	30.943	S. KAPILAWI-JA	1:51.989	1:52.784	
29	L. DURNING	26.944	T. DRANE	32.878	P. BOGNAR	21.573	J. WOODS	30.954	P. BOGNAR	1:52.032	1:53.028	
30	S. KAPILAWI-JA	26.952	S. KAPILAWI-JA	32.885	H. STEWART	21.639	S. KAPILAWI-JA	30.985	J. WOODS	1:52.182	1:52.981	
31	J. PORT	27.050	J. PORT	32.903	K. PICKERING	21.646	J. PORT	31.112	T. VERCOE	1:52.419	1:52.419	
32	A. COX	27.072	J. WOODS	32.911	J. PORT	21.684	K. PICKERING	31.118	J. PORT	1:52.749	1:53.119	
33	O. SHORT	27.096	T. VERCOE	32.974	T. VERCOE	21.761	T. RELPH	31.280	O. SHORT	1:52.995	1:53.143	
34	T. RELPH	27.108	T. RELPH	33.125	Z. JOHNSON	21.772	H. STEWART	31.308	T. RELPH	1:53.308	1:53.892	
35	Z. PETTENDY	27.121	H. STEWART	33.198	T. RELPH	21.795	O. SHORT	31.355	H. STEWART	1:53.328	1:53.794	
36	H. STEWART	27.183	A. COX	33.255	O. SHORT	21.819	T. VERCOE	31.450	K. PICKERING	1:53.428	1:53.633	
37	K. PICKERING	27.303	K. PICKERING	33.361	A. COX	21.876	A. COX	31.643	A. COX	1:53.846	1:54.338	
38	J. SIMPSON	28.099	J. SIMPSON	33.780	J. SIMPSON	22.245	J. SIMPSON	32.341	J. SIMPSON	1:56.465	1:57.158	
39	D. FLETCHER	28.330	D. FLETCHER	34.992	D. FLETCHER	22.664	D. FLETCHER	32.516	D. FLETCHER	1:58.502	1:59.149	

The results are provisional until the end of the time limit for protests and appeals.



 Chief Timekeeper - Scott Laing


 Clerk of Course - Tom Williams



COMPUTIME RACE TIMING SYSTEMS PTY LTD
www.computime.com.au

E-mail: scott@computime.com.au / Ph: 0418 17 13 17





ASBK RESULTS

AUSTRALIAN SUPERSPORT 300 CHAMPIONSHIP

Race 1


Date: 29/02/20
Event: R05
Weather: Mostly cloudy - Temp: 18.5C
Track: Dry - Temp: 23.5C


Started at: 11:46:42
Laps: 8
Starters: 42
Printed at: 12:23

PROVISIONAL RACE INFORMATION

Time	Description
11:41:11	SIGHTING LAP STARTED
11:42:38	BIKES ON GRID
11:43:31	WARM UP LAP STARTED
11:46:42	Event Start
11:48:12	CRASH TURN 4 - Nos 16, 161, & 88 - RIDERS UP
11:55:11	CRASH TURN 2 - Nos 18 & 52 - RIDERS UP
11:57:09	Rider 15 (Oilly SIMPSON) CRASHED TURN 4 - RIDER UP
12:01:05	CRASH TURN 9 - Nos 355 & 308 - RIDERS UP
12:01:16	Chequered Flag
12:03:36	*** NEW LAP RECORD - Luke JHONSTON ***
12:13:13	Event Finish

The results are provisional until the end of the time limit for protests and appeals.


Chief Timekeeper - Scott Laing


Clerk of Course - Tom Williams



COMPUTIME RACE TIMING SYSTEMS PTY LTD
www.computime.com.au

E-mail: scott@computime.com.au / Ph: 0418 17 13 17

